

GR. PLUS 6.9

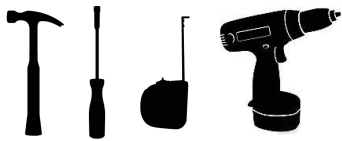
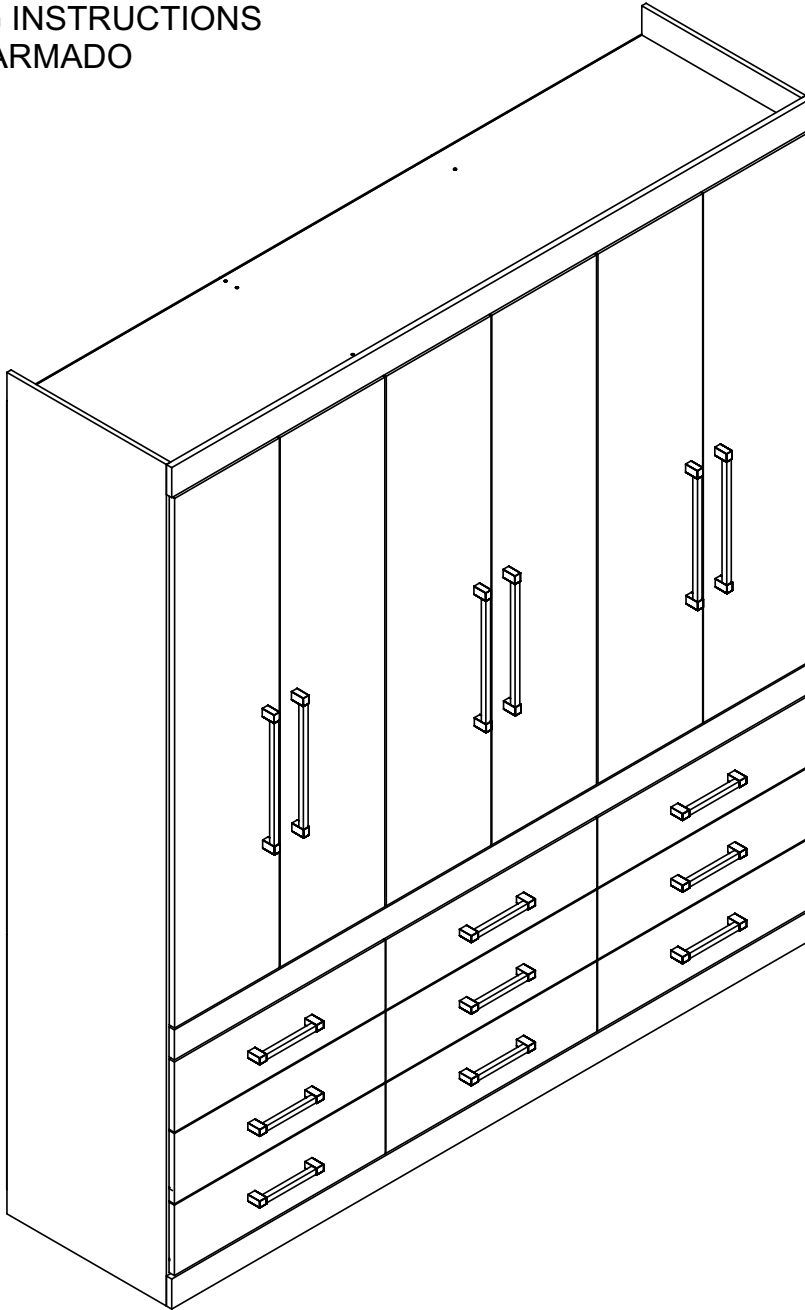
WARDROBE PLUS 6.9
ROPERO PLUS 6.9

ESQUEMA DE MONTAGEM 949165-01

ASSEMBLING INSTRUCTIONS
MANUAL DE ARMADO

santos
Andirá

ISO 9001 | 14001



90 minutos
90 minutes

154816 • DEMOLIÇÃO/BRANCO
154844 • CAFÉ/CAFÉ
154855 • ATACAMA/ATACAMA

www.santosandira.com.br

AVISO

Para limpeza do seu móvel utilize flanela seca ou levemente umidecida, sem produtos químicos!

WARNING

To clean your mobile use dry cloth or slightly moistened, no chemicals!

ADVERTENCIA

Para limpiar su mueble use un paño seco o ligeramente humedecido, sin productos químicos!



ISO 14001



ISO 9001



Descarte os resíduos de forma seletiva!

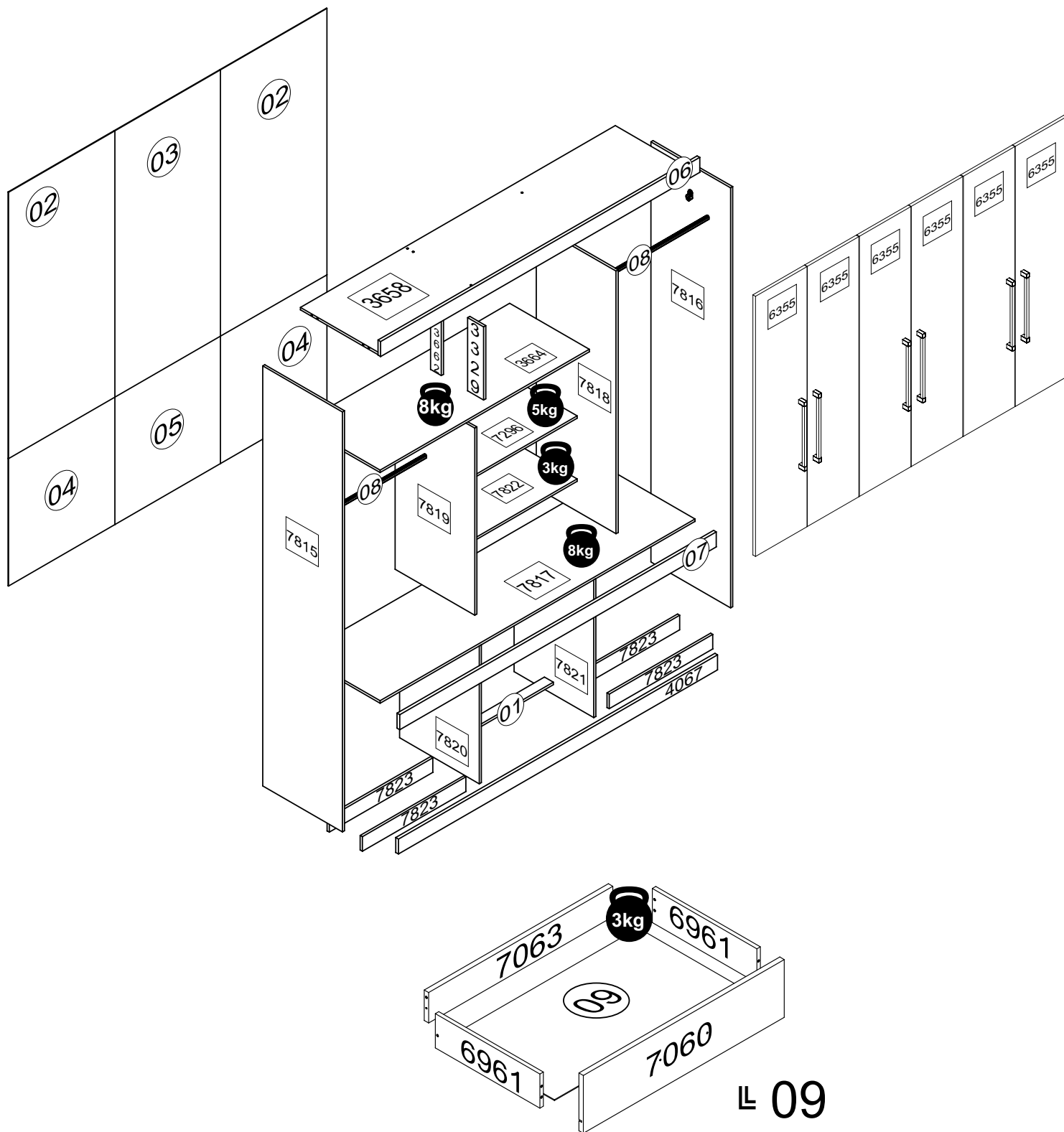
Dispose of waste selectively!

¡Deseche los residuos de manera selectiva!

O peso máximo da carga exibido no desenho refere-se a objetos distribuídos de maneira uniforme sobre toda a área de contato da peça.

The maximum loading weight the image shows refers to objects distributed uniformly over the whole part contact area.

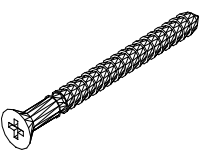
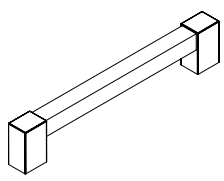
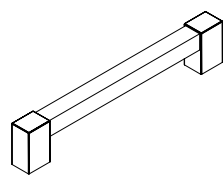

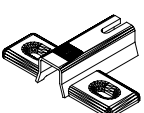
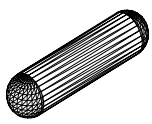

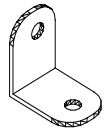
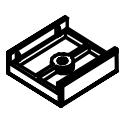
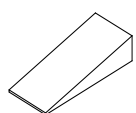
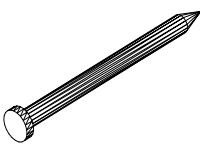


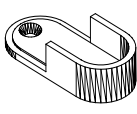
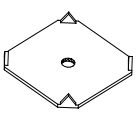
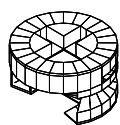
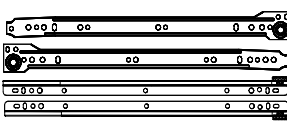
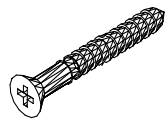



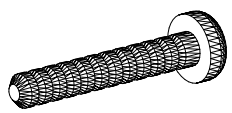

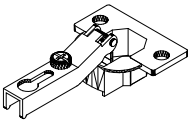

El peso máximo de carga informado en el diseño se refiere a objetos distribuidos uniformemente sobre totalidad de la área de contacto de la pieza.



└ 09

RELAÇÃO DE ACESSÓRIOS

LIST OF ACCESSORIES • LISTA DE ACCESORIOS

<p>A 38</p>  <p>PARAFUSO FI CH PH 4,0x50 SCREW FI CH PH 4,0x50 TORNILLO FI CH PH 4,0x50</p>	<p>B 09</p>  <p>PUX. AUSTRIA 160mm HANDLE AUSTRIA 160mm TIRADOR AUSTRIA 160mm</p>	<p>C 06</p>  <p>PUX. AUSTRIA 320mm HANDLE AUSTRIA 320mm TIRADOR AUSTRIA 320mm</p>	<p>D 30</p>  <p>PARAFUSO FI FL PH 3,5x30 SCREW FI FL PH 3,5x30 TORNILLO FI FL PH 3,5x30</p>
<p>E 18</p>  <p>CALÇO P/ DOBRA 5mm WEDGE FOR HINGE 5mm CALZO P/ BISAGRA 5mm</p>	<p>F 92</p>  <p>CAVILHA MADEIRA 6x25 WOOD PEG 6x25 TARUGO DE MADERA 6x25</p>	<p>G 26</p>  <p>PORCA CILINDRICA 12x09 CYLINDRICAL NUT 12x09 TUERCA CILINDRICA 12x09</p>	<p>H 29</p>  <p>CANTONEIRA METAL BRACKET METAL CANTONEIRA METAL</p>
<p>I 08</p>  <p>SAPATA LAT. MINI 12mm SHOE SIDE. MINI 12 mm SAPATA LAT. MINI 12mm</p>	<p>J 04</p>  <p>CUNHA WEDGE CUÑA</p>	<p>K 08</p>  <p>PREGO 12x12 NAIL 12x12 CLAVO 12x12</p>	<p>L 219</p>  <p>PREGO 10x10 NAIL 10x10 CLAVO 10x10</p>
<p>M 04</p>  <p>PINO GIROFIX 35mm GIROFIX PIN 35mm TORNILLO DEL GIROFIX 35mm</p>	<p>N 04</p>  <p>SUPORTE CABIDEIRO OB. HANGER HOLDER SOPORTE PARA PERCHERO</p>	<p>O 60</p>  <p>FIXADOR FUNDO BACKBOARD'S FIXER FIJADOR DEL COSTADO</p>	<p>P 04</p>  <p>CASTANHA GIROFIX 12mm MINIFIX 12mm MINIFIX 12mm</p>
<p>Q 09</p>  <p>CONJ. CORREDIÇA METAL 350mm SET OF METAL SLIDES 350mm CONJ. DE RIELES DE METAL 350mm</p>	<p>R 18</p>  <p>PARAFUSO FI CH PH 3,5x35 SCREW FI CH PH 3,5x35 TORNILLO FI CH PH 3,5x35</p>	<p>S 04</p>  <p>TAMPA GIROFIX 12mm GIROFIX COVER 12mm TAPA DEL GIROFIX 12mm</p>	<p>T 200</p>  <p>PARAFUSO FI CH PH 4,0x12 SCREW FI CH PH 4,0x12 TORNILLO FI CH PH 4,0x12</p>
<p>U 02</p>  <p>COLA PVA GLUE PVA COLA PVA</p>	<p>V 12</p>  <p>PARAFUSO MQ PN ZB 4x25 SCREW MQ PN ZB 4x25 TORNILLO MQ PN ZB 4x25</p>	<p>W 12</p>  <p>PORCA SX MA 4 NUT SX MA 4 TUERCA SX MA 4</p>	<p>X 18</p>  <p>DOBRA METAL 26mm METAL HINGE 26mm BISAGRA METAL 26mm</p>
			<p>Y 02</p>  <p>PARAFUSO FI CH PH 4,0x25 SCREW FI CH PH 4,0x25 TORNILLO FI CH PH 4,0x25</p>

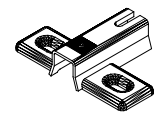
RELAÇÃO DE PEÇAS
LIST OF PARTS • LISTA DE PARTES

DESCRIÇÃO DESCRIPTION DESCRIPCIÓN	VOLUME VOLUME VOLUMEM	NÚMERO NUMBER NÚMERO	DIMENSÃO DIMENSION DIMENSIÓN	QUANTIDADE QUANTITY CANTIDAD
VISTA SUPERIOR SUPERIOR FRONTAGE VISTA SUPERIOR	01	06	1794x73x15	01
VISTA CENTRAL VIEW FRONTAGE VISTA CENTRAL	01	07	1780x73x15	01
CABIDEIRO ECO. FRIZADO FRIZZED ECO HANGER PERCHERO ECO. FRIZADO	01	08	573mm	02
FUNDO GAVETA DRAWER'S BOTTOM FONDO DEL CAJÓN	01	09	555x365x2.5	09
BATENTE TOP SUPPORT BATIENTE	01	3329	356x90x12	01
BATENTE TOP SUPPORT BATIENTE	01	3662	356x60x12	01
CHAPEU WARDROBE'S TOP TAPA SUPERIOR	01	3658	1770x448x12	01
VISTA INFERIOR BOTTON FRONTAGE VISTA INFERIOR	01	4067	1794x73x15	01
LAT. GAVETA SIDE DRAWER LAT. CAJÓN	01	6961	357x101x12	18
TRASEIRO GAVETA DRAWER'S BACKBOARD TRASERO DE CAJÓN	01	7063	533x90x12	09
LAT.EXT.ESQUERDA LEFT EXTERNAL SIDE LAT. EXT. IZQUIERDA	01	7815	2045x448x12	01
LAT.EXT.DIREITA RIGHT EXTERNAL SIDE LATERAL EXTERNA DERECHA	01	7816	2045x448x12	01
TAMPO GAVETA DRAWER'S COVER TAPA DEL CAJÓN	01	7817	1770x448x12	01
LAT.INTERNA ESQUERDA LEFT INTERNAL SIDE LAT. INTERNA IZQUIERDA	01	7819	909x448x12	01
DIVISORIA ESQUERDA LEFT DIVISION DIVISIÓN IZQUIERDA	01	7820	673x448x12	01
DIVISORIA DIREITA RIGHT DIVISION DIVISIÓN DERECHA	01	7821	673x448x12	01
RODAPÉ BASEBOARD ZÓCALO	01	7823	582x71x12	04

RELAÇÃO DE PEÇAS
LIST OF PARTS • LISTA DE PARTES

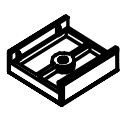
DESCRIÇÃO DESCRIPTION DESCRIPCIÓN	VOLUME VOLUME VOLUMEM	NÚMERO NUMBER NÚMERO	DIMENSÃO DIMENSION DIMENSIÓN	QUANTIDADE QUANTITY CANTIDAD
TRAVA LOCK TRABA	02	01	582x50x12	01
TRASEIRO G.R WARDROBE'S BACKBOARD COSTADO DEL ROPERO	02	02	1295x598x2.5	02
TRASEIRO G.R WARDROBE'S BACKBOARD COSTADO DEL ROPERO	02	03	1295x594x2.5	01
TRASEIRO G.R WARDROBE'S BACKBOARD COSTADO DEL ROPERO	02	04	622x598x2.5	02
TRASEIRO G.R WARDROBE'S BACKBOARD COSTADO DEL ROPERO	02	05	622x594x2.5	01
BASE MALEIRO BASE FOR LUGGAGE RACK BASE DEL PORTAEQUIPAJES	02	3664	1176x448x12	01
PORTA DOOR PUERTA	02	6355	1284x294x15	06
FRENTE GAVETA DRAWER'S FRONT FRENTE DEL CAJÓN	02	7060	592x171x15	09
TAMPO COVER TAPA	02	7296	582x380x12	01
LAT.INTERNA DIREITA RIGHT INTERNAL SIDE LAT. INTERNA DERECHA	02	7818	1277x448x12	01
PRATELEIRA SHELF ESTANTE	02	7822	582x380x12	01

E
06



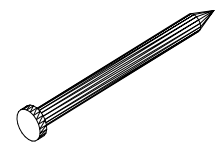
CALÇO P/ DOBRA 5mm
WEDGE FOR HINGE 5mm
CALZO P/ BISAGRA 5mm

I
04



SAPATA LAT. MINI 12mm
SHOE SIDE. MINI 12 mm
SAPATA LAT. MINI 12mm

K
04



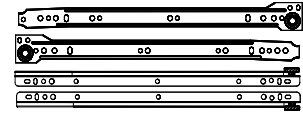
PREGO 12x12
NAIL 12x12
CLAVO 12x12

N
02



SUPORTE CABIDEIRO OB.
HANGER HOLDER
SOPORTE PARA PERCHERO

Q
06

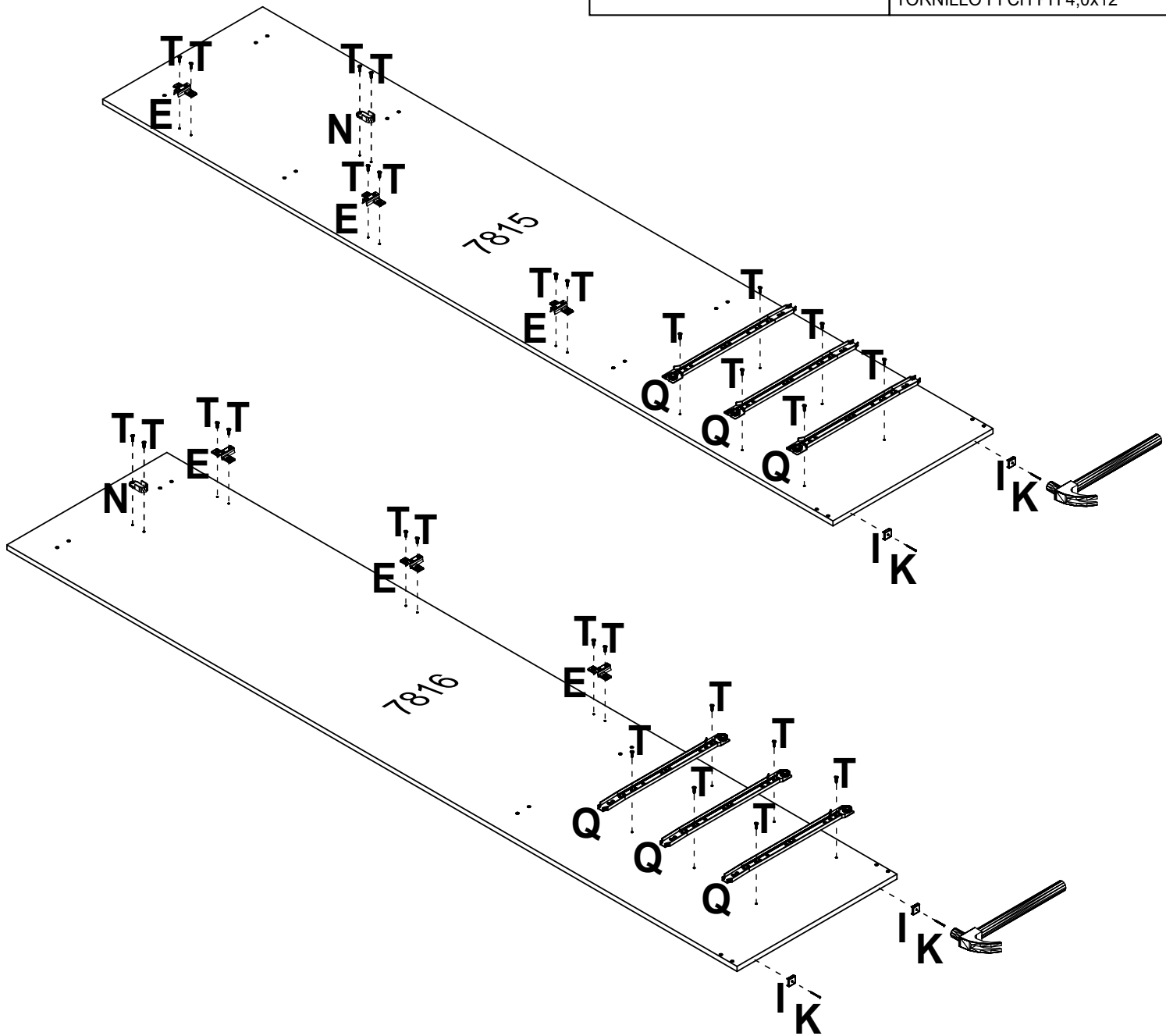


CONJ. CORREDIÇA METAL 350mm
SET OF METAL SLIDES 350mm
CONJ. DE RIELES DE METAL 350mm

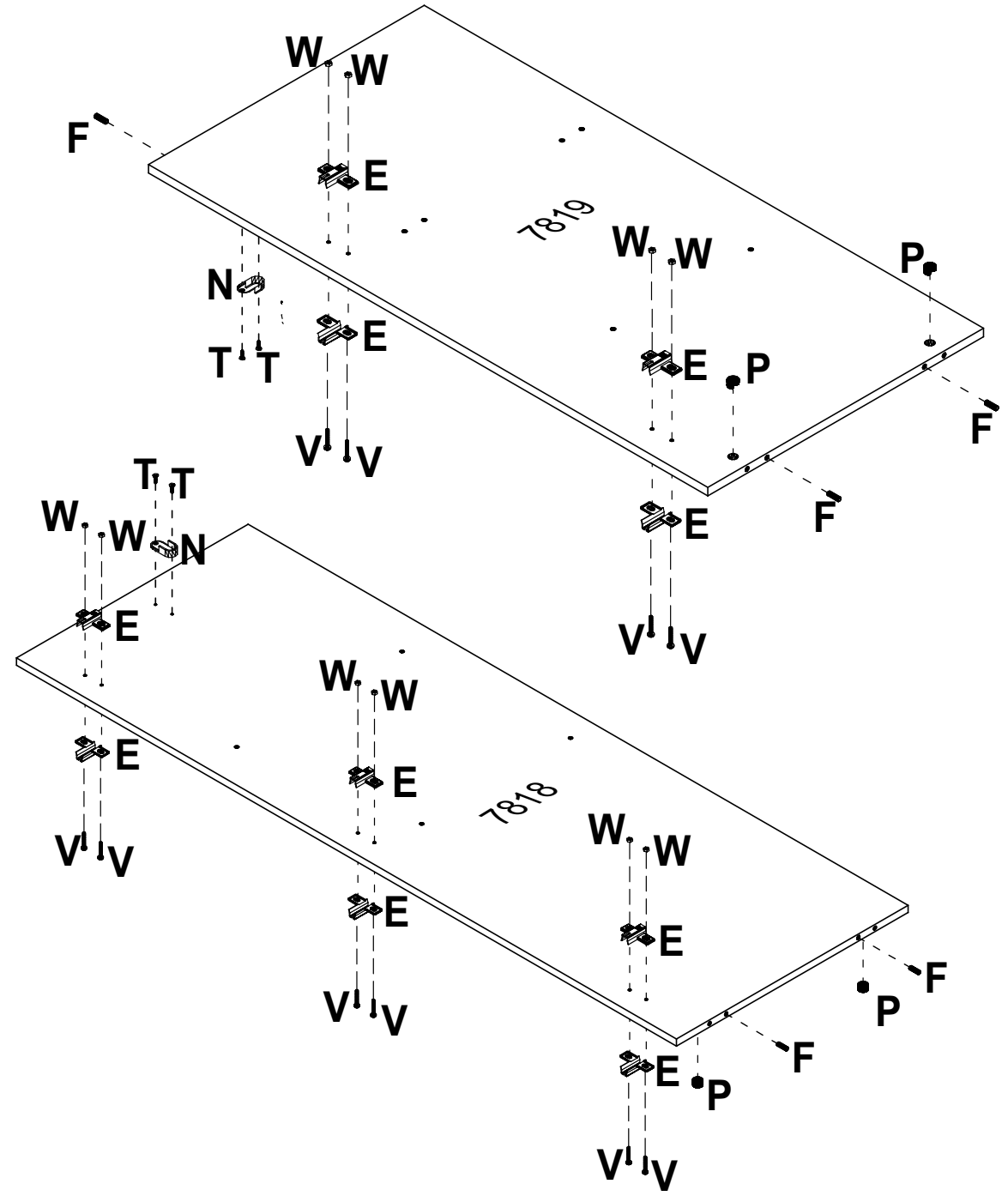
T
28



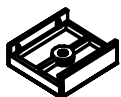
PARAFUSO FI CH PH 4,0x12
SCREW FI CH PH 4,0x12
TORNILLO FI CH PH 4,0x12



<p>E 10</p>  <p>CALÇO P/ DOBRA 5mm WEDGE FOR HINGE 5mm CALZO P/ BISAGRA 5mm</p>	<p>F 05</p>  <p>CAVILHA MADEIRA 6x25 WOOD PEG 6x25 TARUGO DE MADERA 6x25</p>	<p>N 02</p>  <p>SUPORE CABIDEIRO OB. HANGER HOLDER SOPORTE PARA PERCHERO</p>	<p>P 04</p>  <p>CASTANHA GIROFIX 12mm MINIFIX 12mm MINIFIX 12mm</p>
<p>T 04</p>  <p>PARAFUSO FI CH PH 4,0x12 SCREW FI CH PH 4,0x12 TORNILLO FI CH PH 4,0x12</p>	<p>V 10</p>  <p>PARAFUSO MQ PN ZB 4x25 SCREW MQ PN ZB 4x25 TORNILLO MQ PN ZB 4x25</p>	<p>W 10</p>  <p>PORCA SX MA 4 NUT SX MA 4 TUERCA SX MA 4</p>	

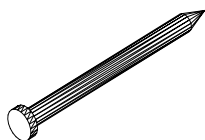


I
04



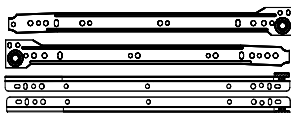
SAPATA LAT. MINI 12mm
SHOE SIDE. MINI 12 mm
SAPATA LAT. MINI 12mm

K
04



PREGO 12x12
NAIL 12x12
CLAVO 12x12

Q
12

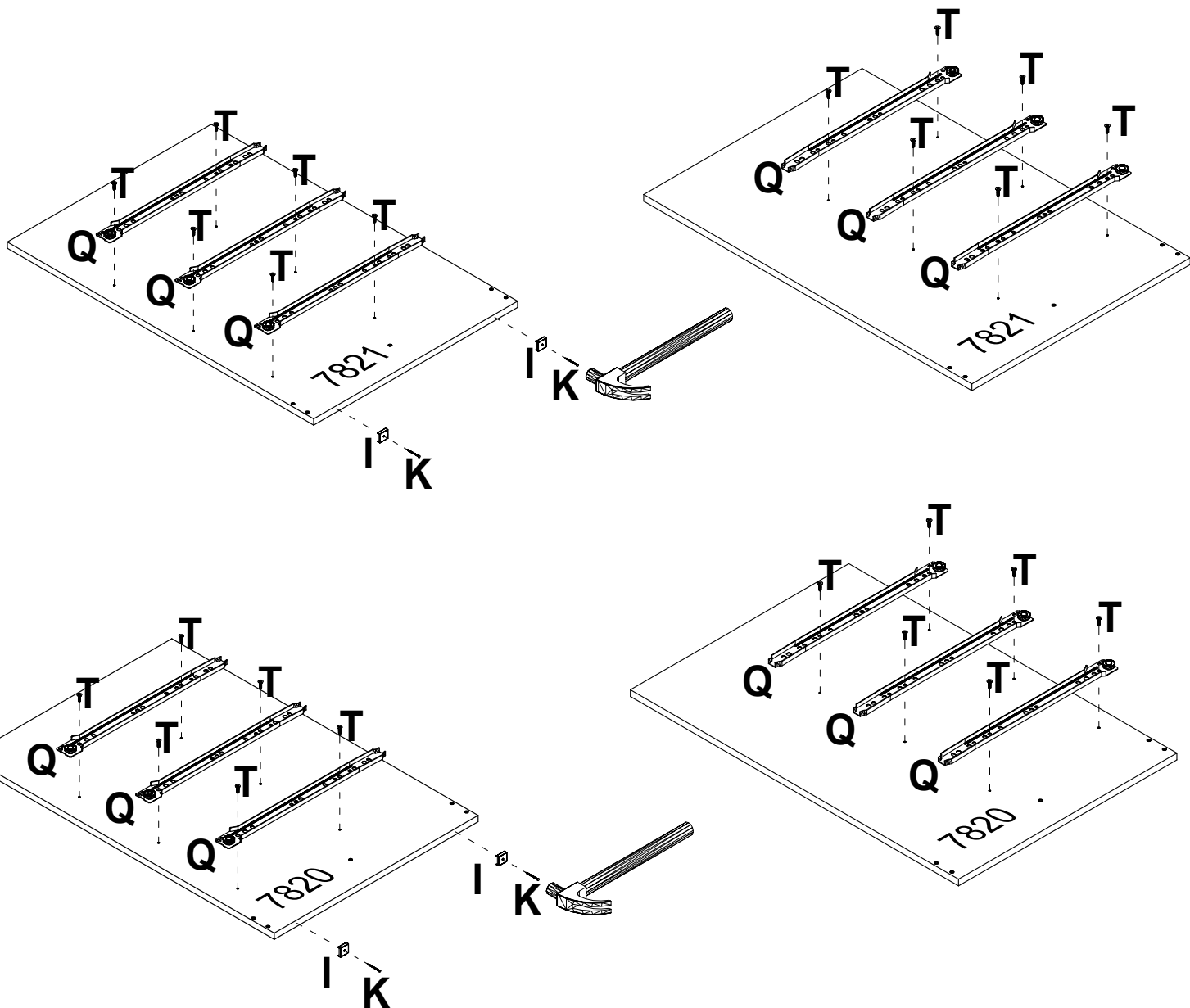


CONJ. CORREDIÇA METAL 350mm
SET OF METAL SLIDES 350mm
CONJ. DE RIELES DE METAL 350mm

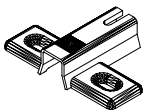
T
24



PARAFUSO FI CH PH 4,0x12
SCREW FI CH PH 4,0x12
TORNILLO FI CH PH 4,0x12

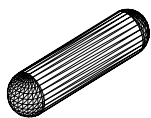


E
02



CALÇO P/ DOBRA 5mm
WEDGE FOR HINGE 5mm
CALZO P/ BISAGRA 5mm

F
29



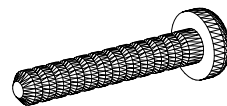
CAVILHA MADEIRA 6x25
WOOD PEG 6x25
TARUGO DE MADEIRA 6x25

G
22



PORCA CILINDRICA 12x09
CYLINDRICAL NUT 12x09
TUERCA CILÍNDRICA 12x09

V
02

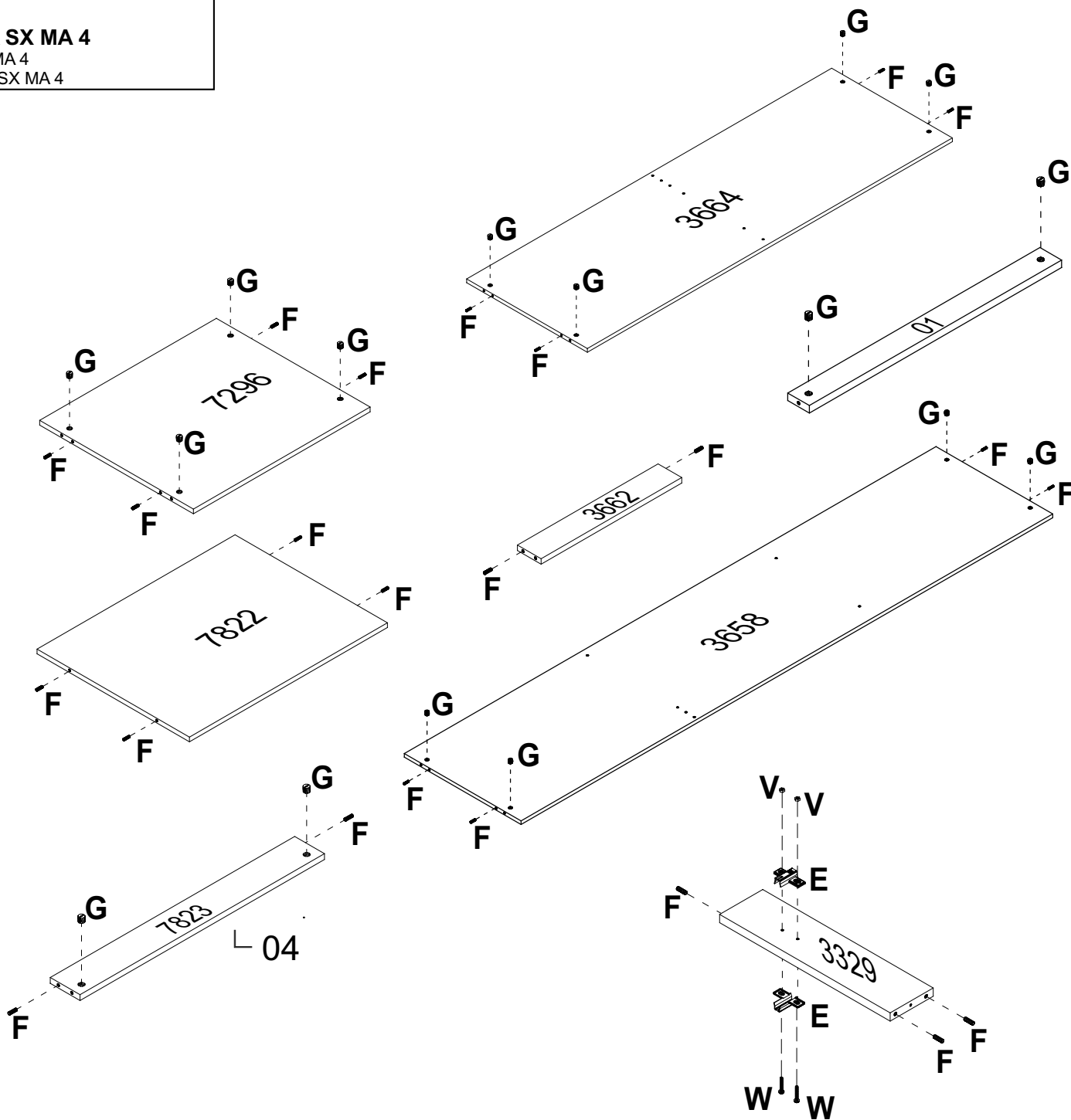


PARAFUSO MQ PN ZB 4x25
SCREW MQ PN ZB 4x25
TORNILLO MQ PN ZB 4x25

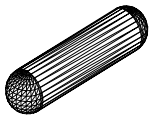
W
02



PORCA SX MA 4
NUT SX MA 4
TUERCA SX MA 4



F
04




CAVILHA MADEIRA 6x25
WOOD PEG 6x25
TARUGO DE MADEIRA 6x25

G
04

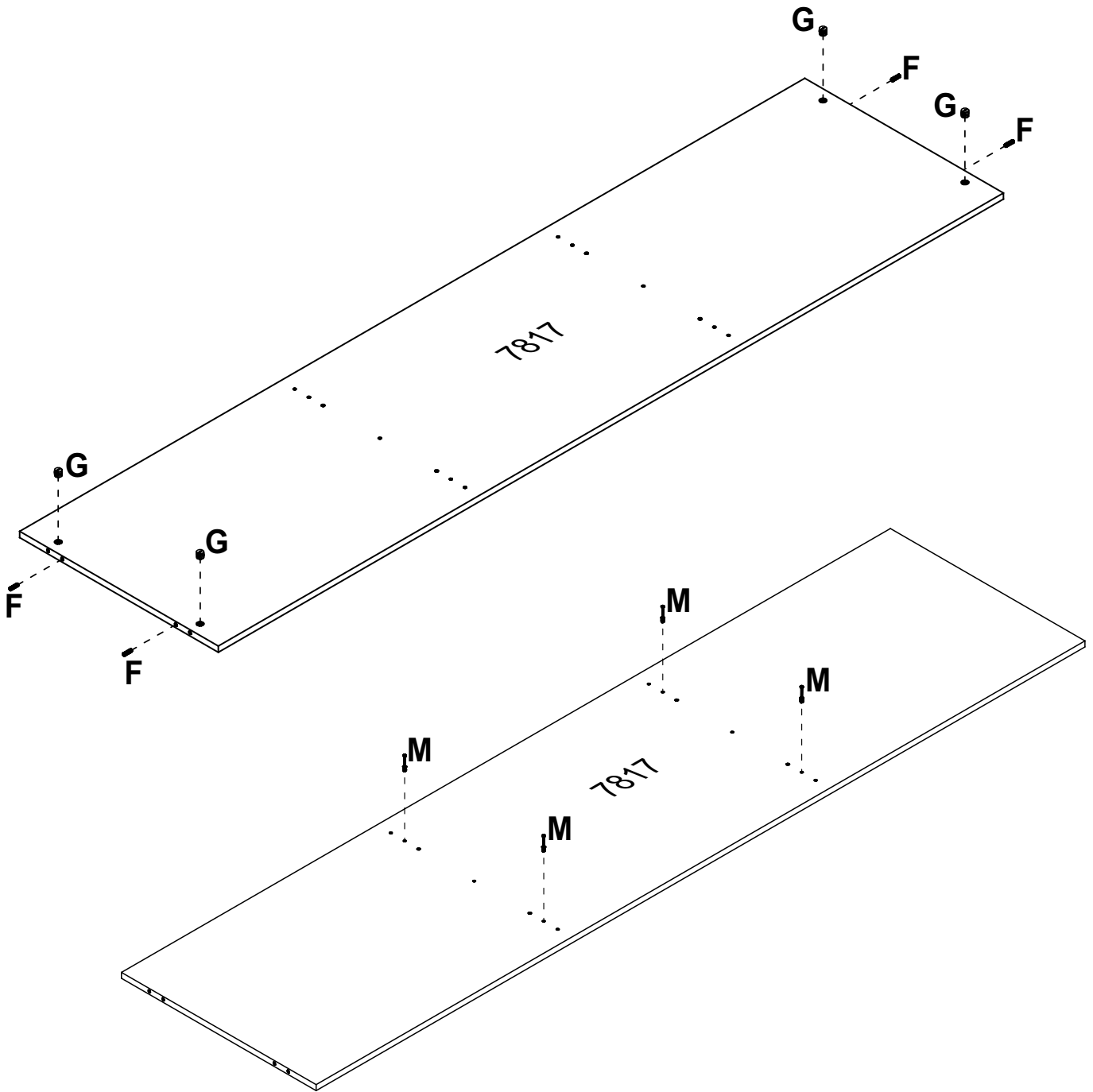


PORCA CILINDRICA 12x09
CYLINDRICAL NUT 12x09
TUERCA CILÍNDRICA 12x09


M
04



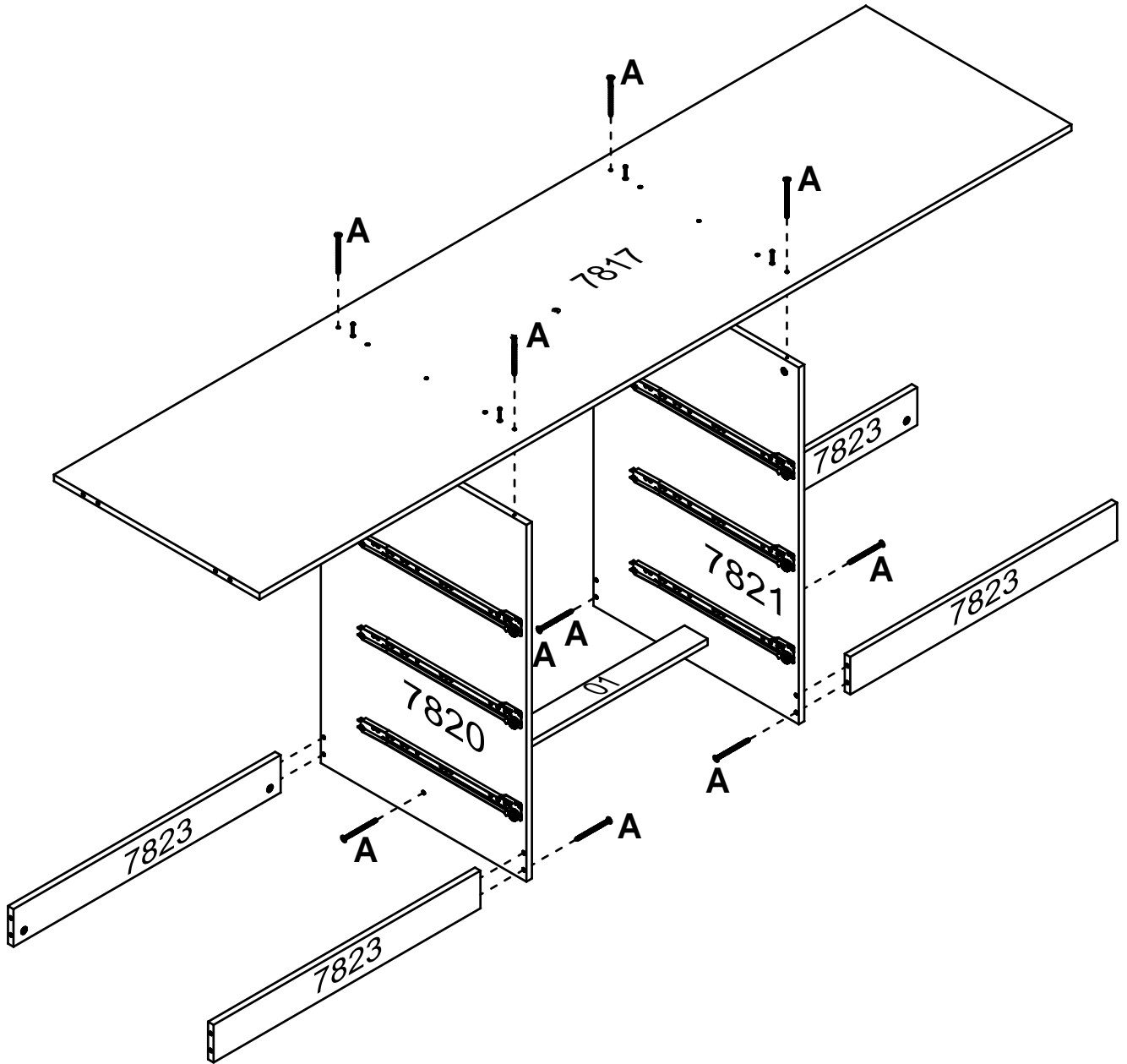
PINO GIROFIX 35mm
GIROFIX PIN 35mm
TORNILLO DEL GIROFIX 35mm




A
10



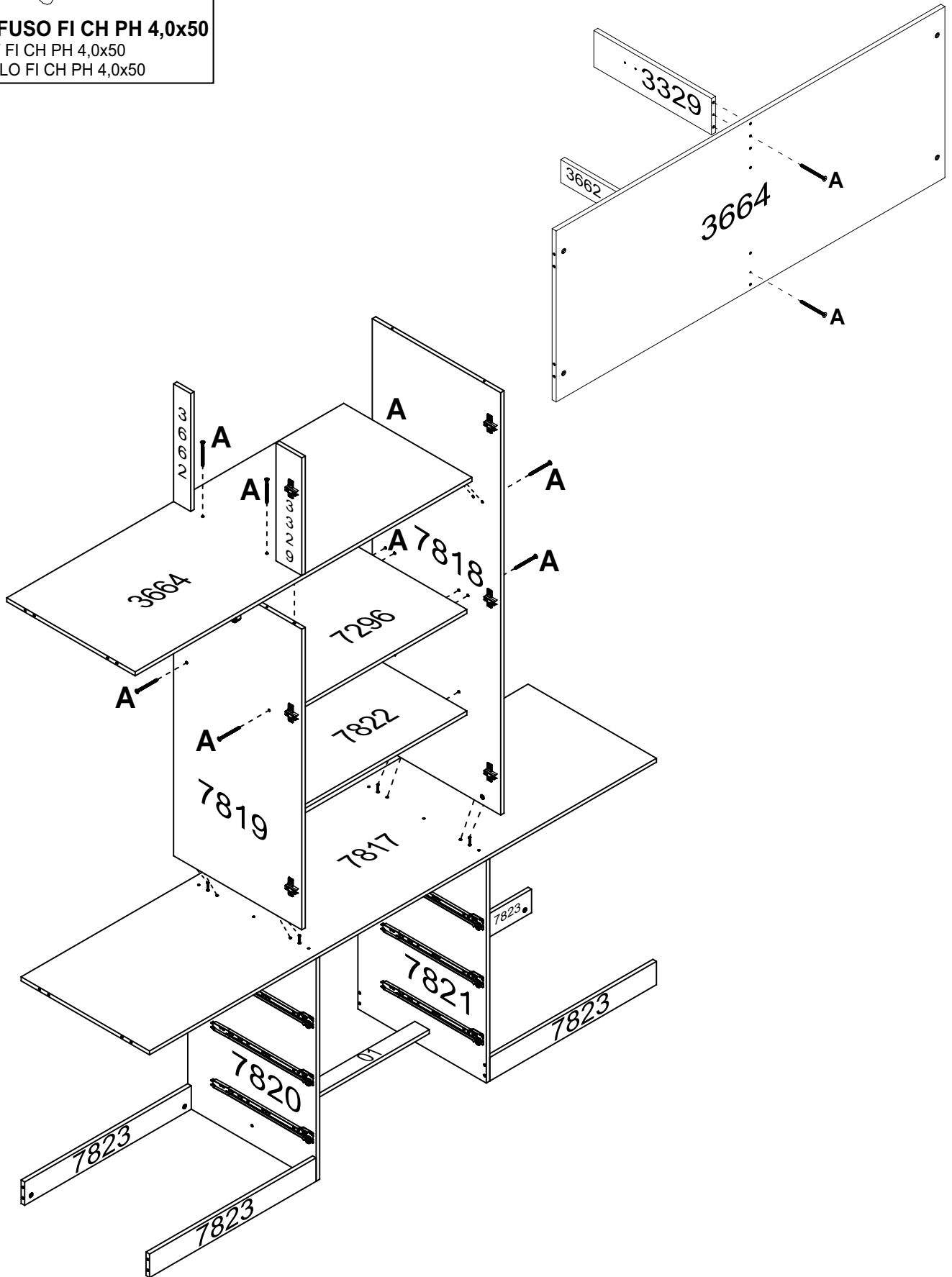
PARAFUSO FI CH PH 4,0x50
SCREW FI CH PH 4,0x50
TORNILLO FI CH PH 4,0x50




A
10



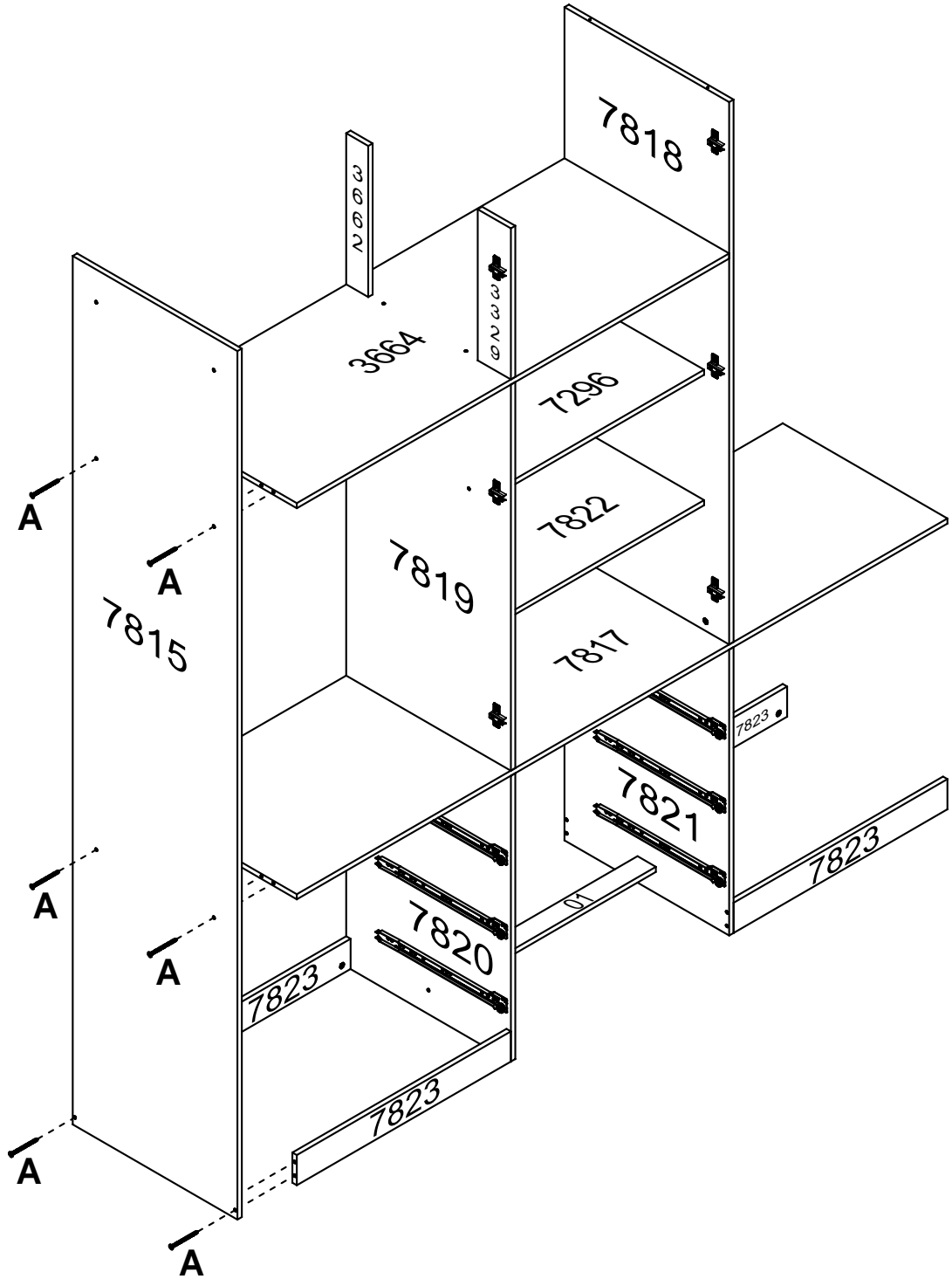
PARAFUSO FI CH PH 4,0x50
SCREW FI CH PH 4,0x50
TORNILLO FI CH PH 4,0x50




A
06



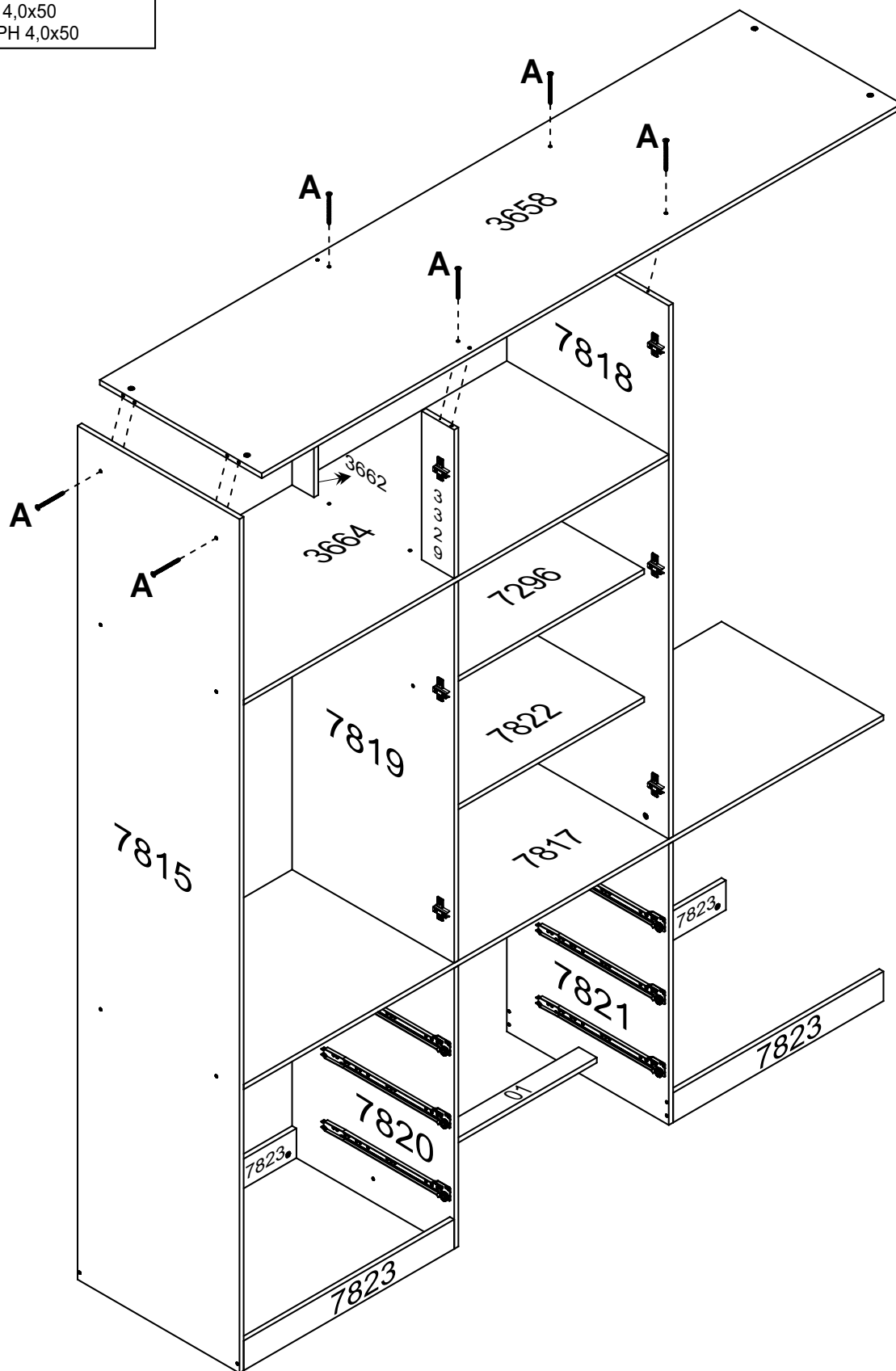
PARAFUSO FI CH PH 4,0x50
SCREW FI CH PH 4,0x50
TORNILLO FI CH PH 4,0x50




A
06



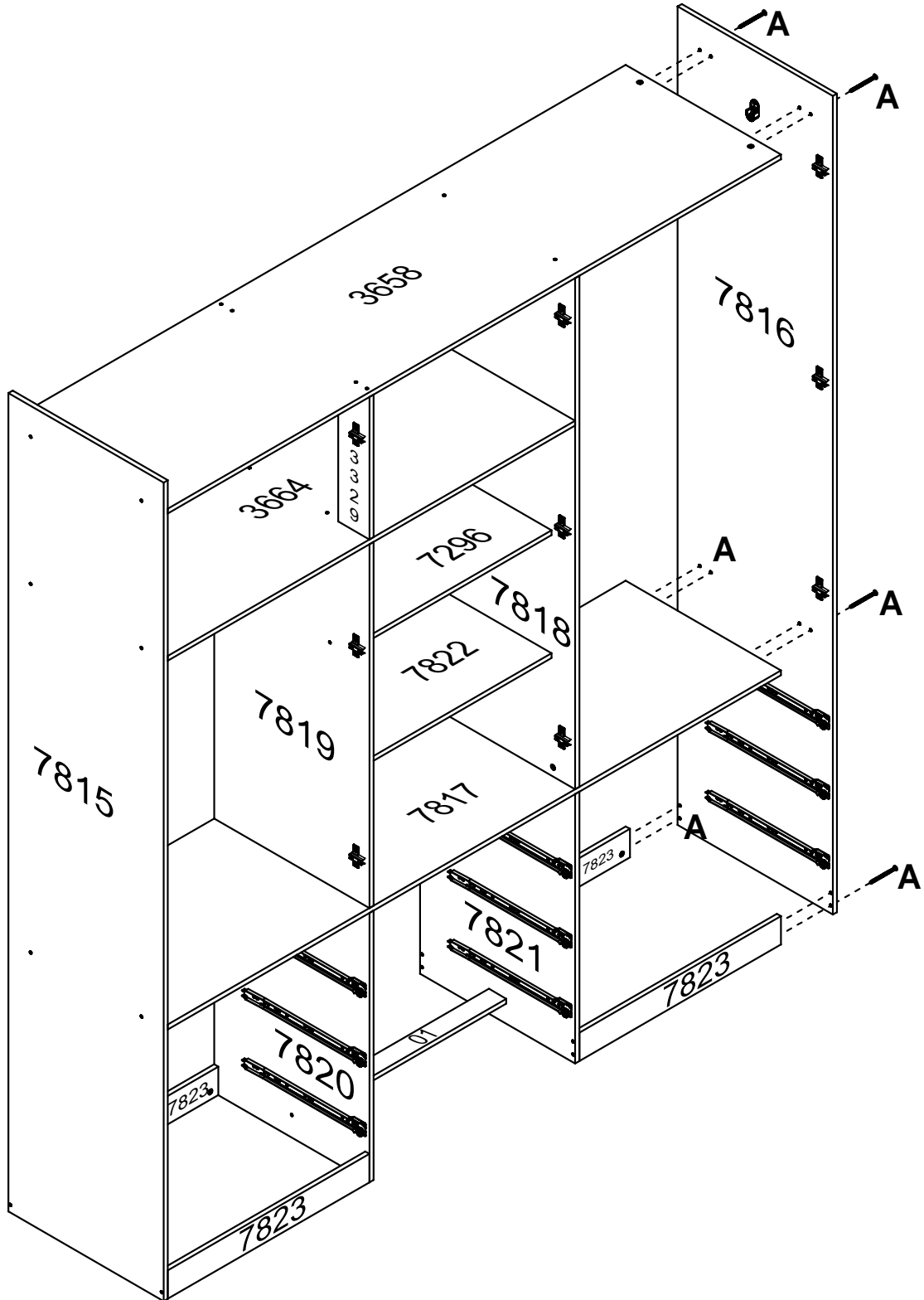
PARAFUSO FI CH PH 4,0x50
SCREW FI CH PH 4,0x50
TORNILLO FI CH PH 4,0x50



A
06



PARAFUSO FI CH PH 4,0x50
SCREW FI CH PH 4,0x50
TORNILLO FI CH PH 4,0x50

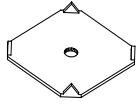


L
120



PREGO 10x10
NAIL 10x10
CLAVO 10x10

O
60

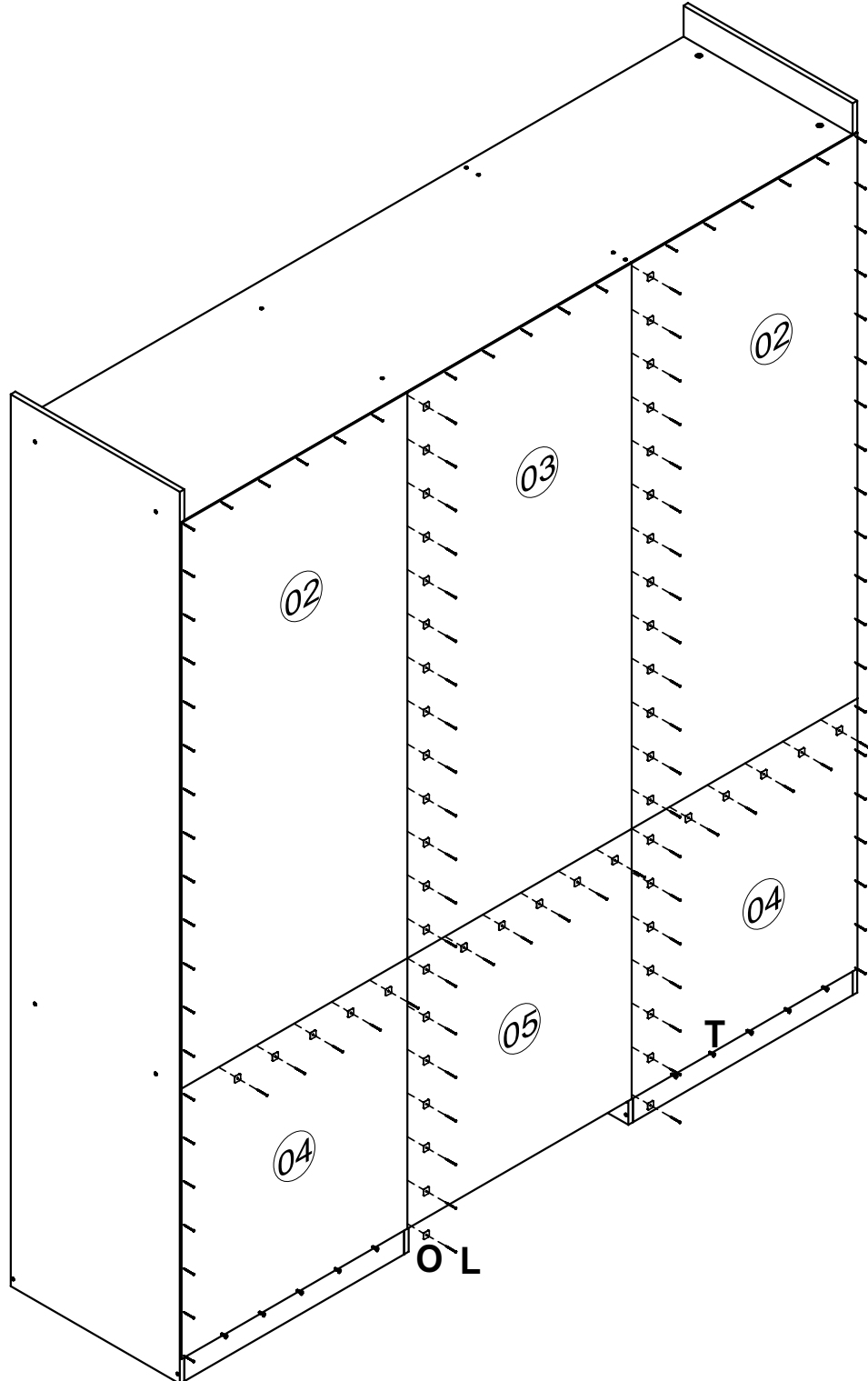


FIXADOR FUNDO
BACKBOARD'S FIXER
FIJADOR DEL COSTADO

T
10

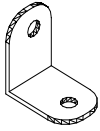


PARAFUSO FI CH PH 4,0x12
SCREW FI CH PH 4,0x12
TORNILLO FI CH PH 4,0x12



“Fixar os pregos a (100mm) de distância de um para outro”
“Fijar los clavos a (100mm) de distancia de uno a otro”

H
11



CANTONEIRA METAL
BRACKET METAL
CANTONEIRA METAL

T
22

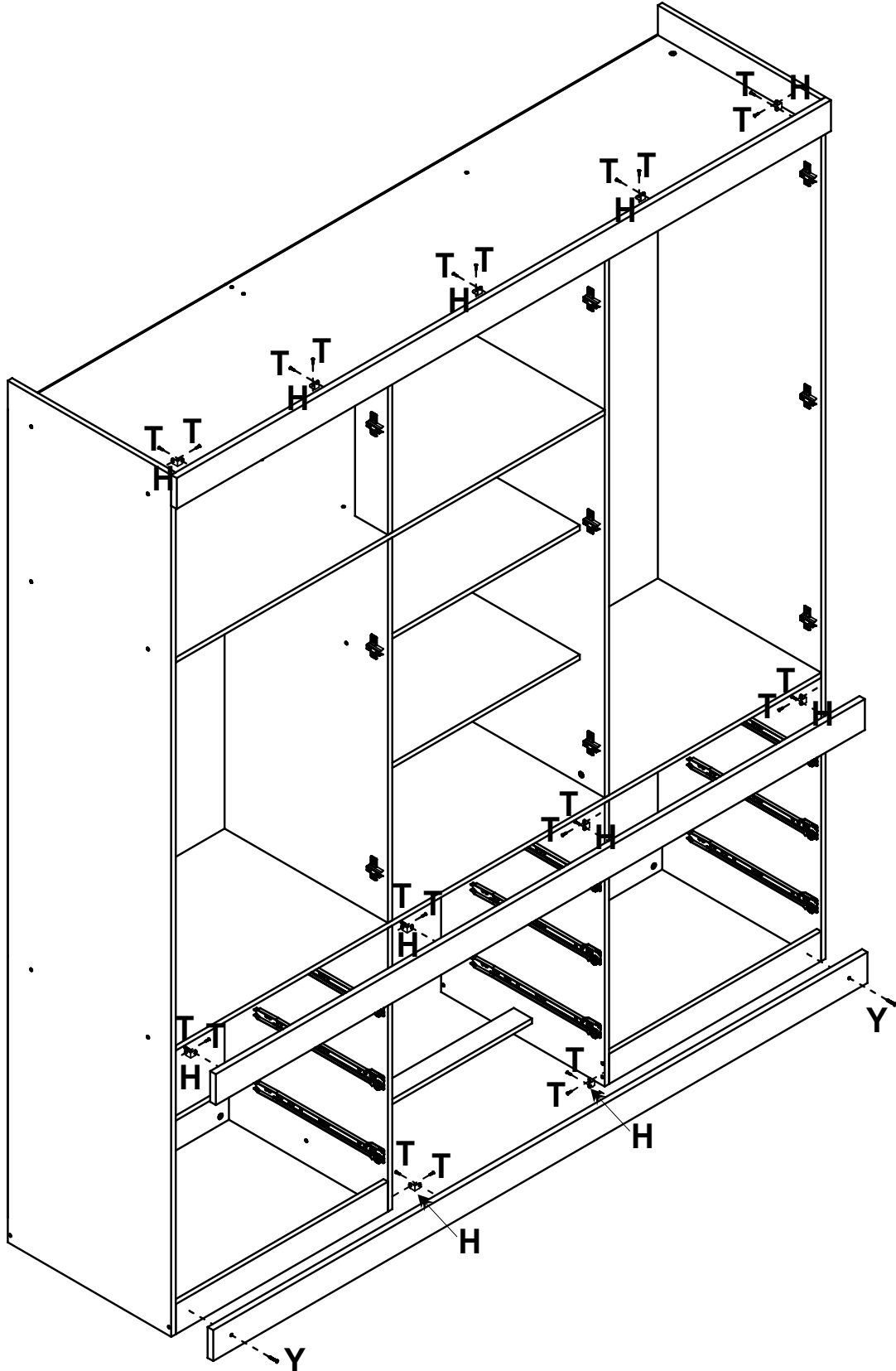


PARAFUSO FI CH PH 4,0x12
SCREW FI CH PH 4,0x12
TORNILLO FI CH PH 4,0x12

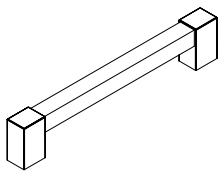
Y
02



PARAFUSO FI CH PH 4,0x25
SCREW FI CH PH 4,0x25
TORNILLO FI CH PH 4,0x25



C
06



PUX. AUSTRIA 320mm
HANDLE AUSTRIA 320mm
TIRADOR AUSTRIA 320mm

D
12



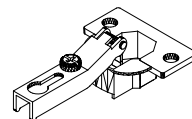
PARAFUSO FI FL PH 3,5x30
SCREW FI FL PH 3,5x30
TORNILLO FI FL PH 3,5x30

T
36

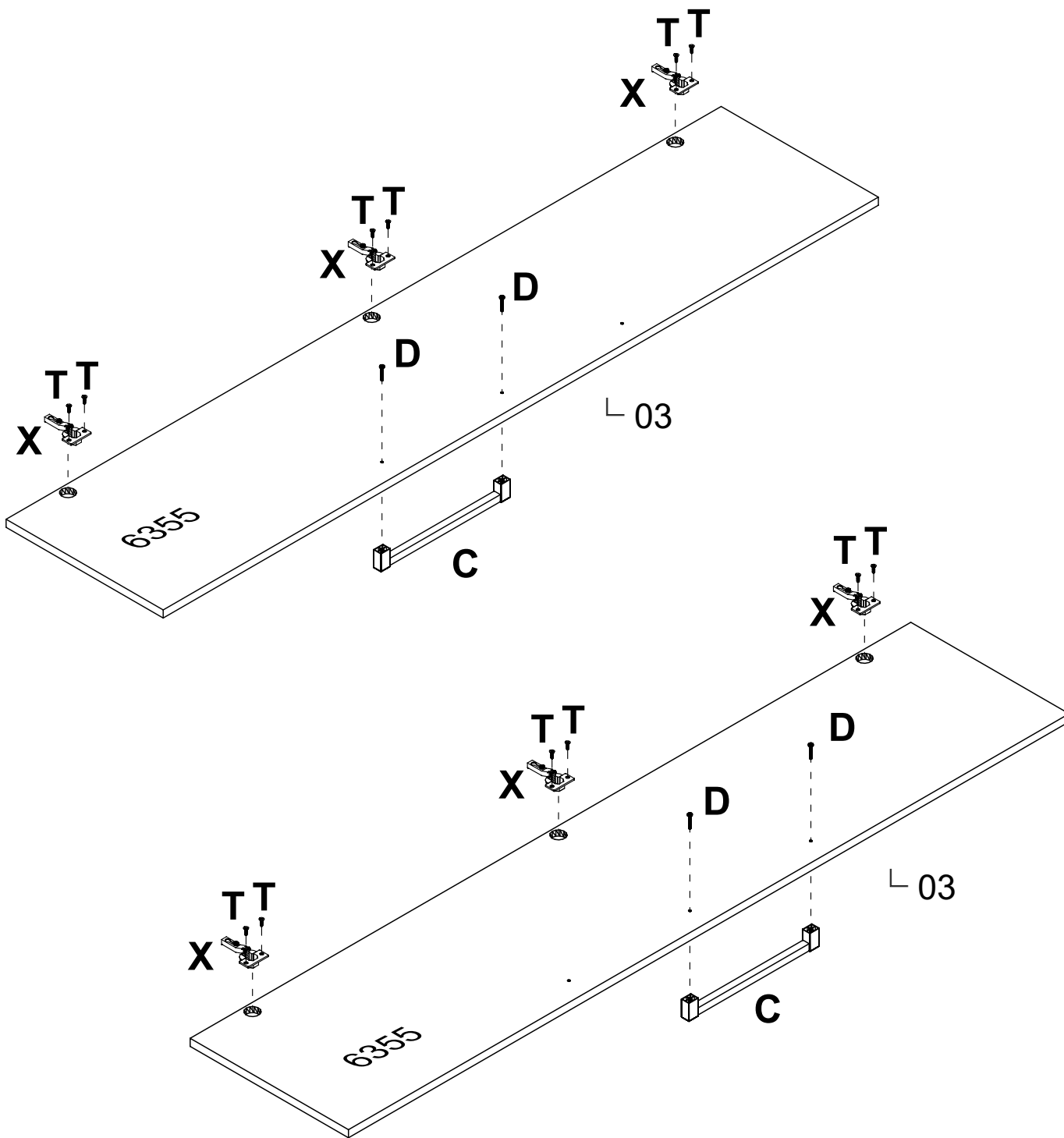


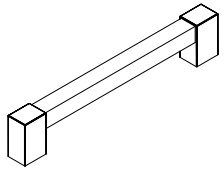

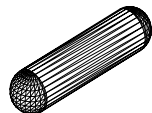
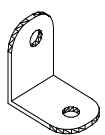

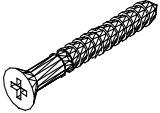

PARAFUSO FI CH PH 4,0x12
SCREW FI CH PH 4,0x12
TORNILLO FI CH PH 4,0x12

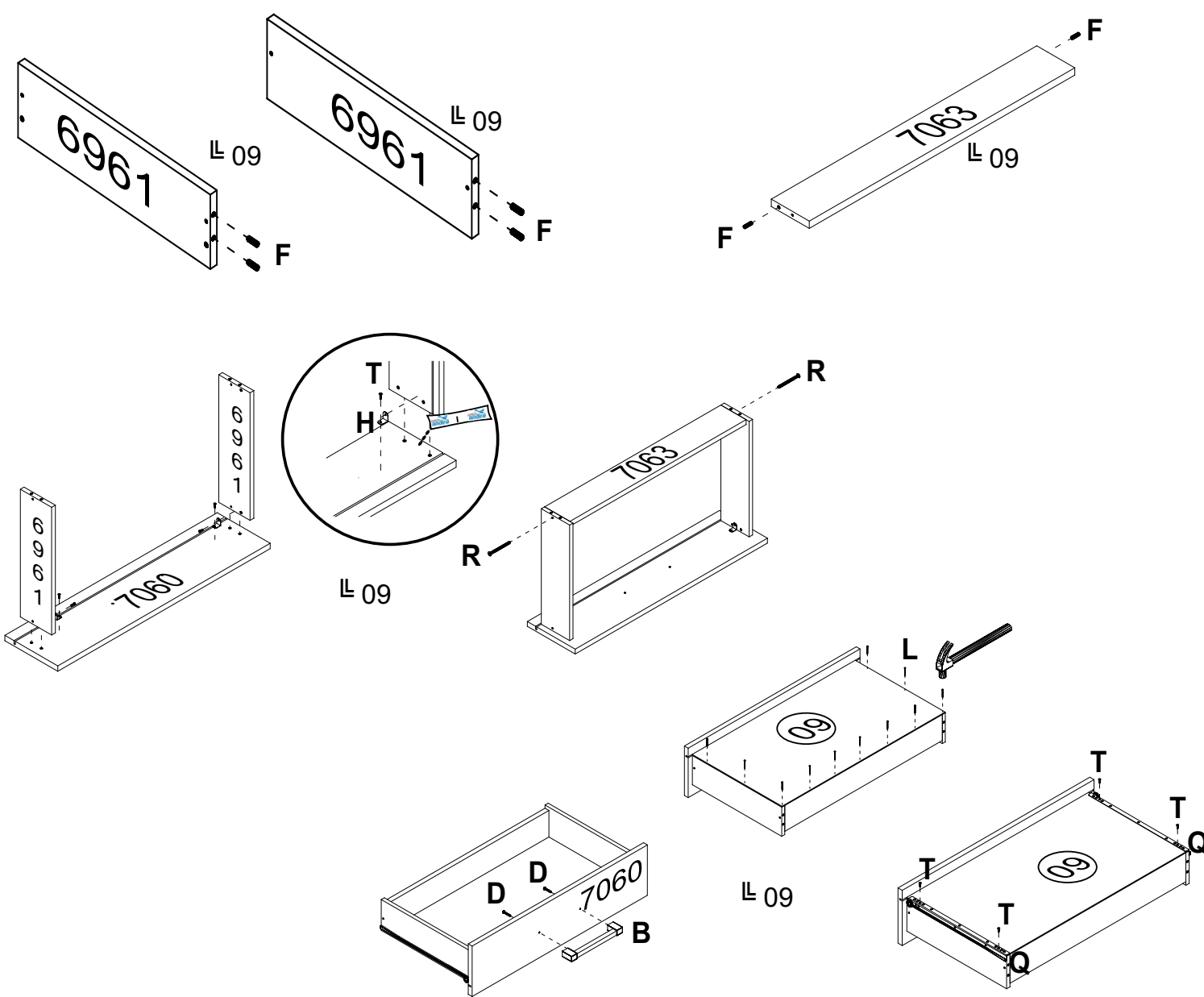
X
18



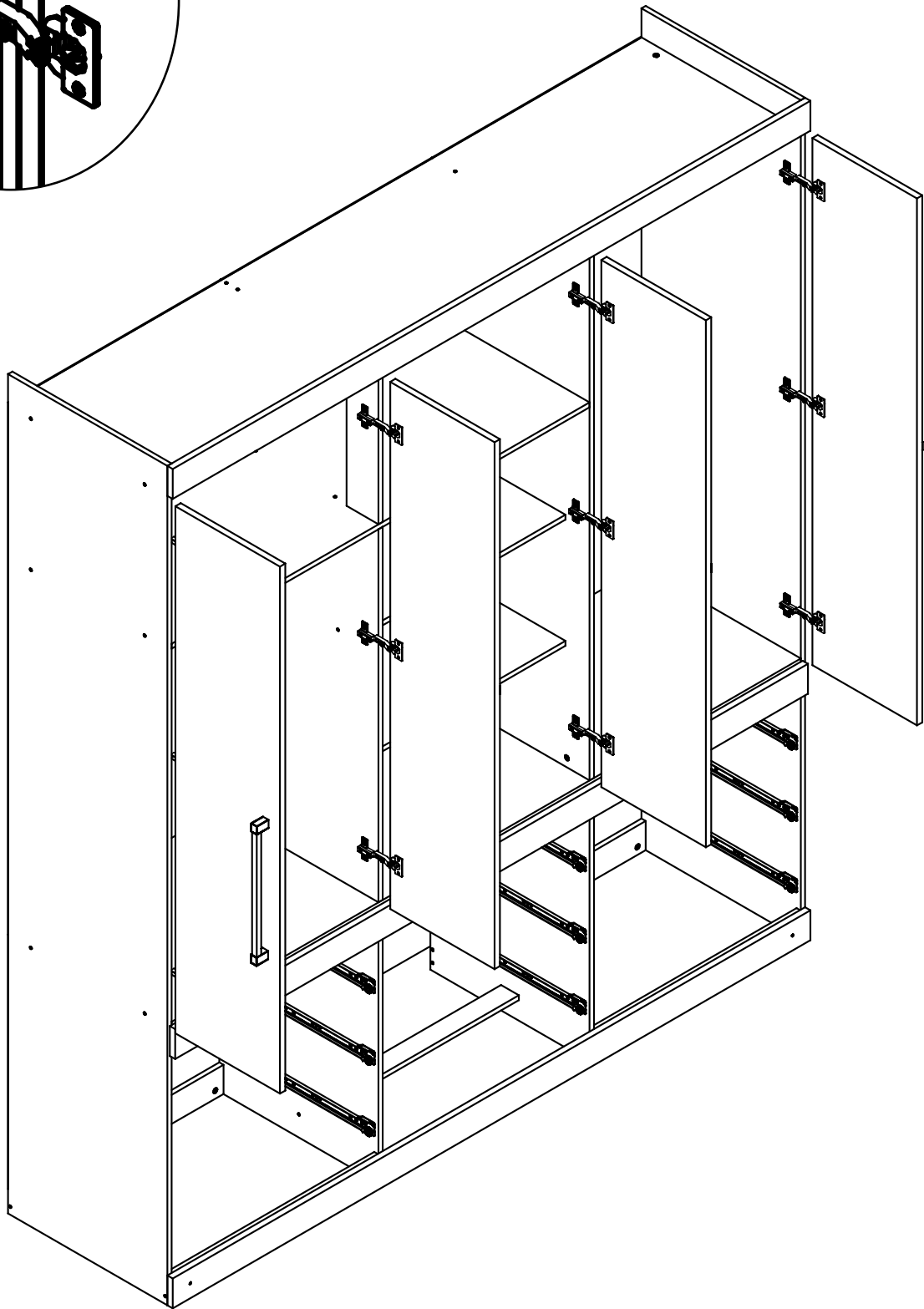
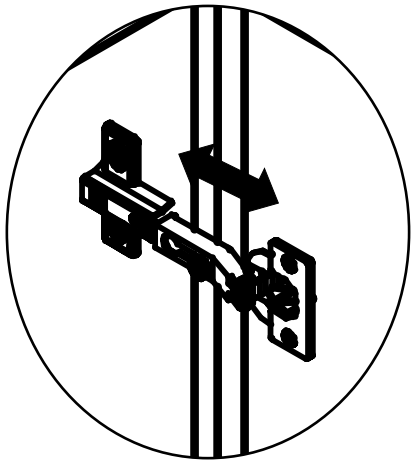
DOBRA METAL 26mm
METAL HINGE 26mm
BISAGRA METAL 26mm




<p>B 09</p>  <p>PUX. AUSTRIA 160mm HANDLE AUSTRIA 160mm TIRADOR AUSTRIA 160mm</p>	<p>D 18</p>  <p>PARAFUSO FI FL PH 3,5x30 SCREW FI FL PH 3,5x30 TORNILLO FI FL PH 3,5x30</p>	<p>F 54</p>  <p>CAVILHA MADEIRA 6x25 WOOD PEG 6x25 TARUGO DE MADERA 6x25</p>	<p>H 18</p>  <p>CANTONEIRA METAL BRACKET METAL CANTONEIRA METAL</p>
<p>L 99</p>  <p>PREGO 10x10 NAIL 10x10 CLAVO 10x10</p>	<p>R 18</p>  <p>PARAFUSO FI CH PH 3,5x35 SCREW FI CH PH 3,5x35 TORNILLO FI CH PH 3,5x35</p>	<p>T 72</p>  <p>PARAFUSO FI CH PH 4,0x12 SCREW FI CH PH 4,0x12 TORNILLO FI CH PH 4,0x12</p>	



“Usar cola em todas as cavilhas”
“Utilizar cola en todos los tarugos de madera”



 +55 (43)3538-8300